



*Parkview Opportunity Scholars
Application Guide*



Username

Password

[Log In](#)

Remember me

[Forgot Your Password?](#) [Sign Up](#)

Questa Education Foundation employee? [Log In](#)



To create an account, go to <https://questaeducationfoundation.force.com/login> and click the Sign Up link in the bottom right corner.

First Name

Last Name

Email

Password

Confirm Password

Mobile Number
United States (+1)

After you fill out the sign up form, a verification code will be sent to your email. If the verification code is not sent to your inbox, check your spam folder. If you are still not finding the email with the code, please reach out to a Questa staff member for assistance.

Verify Your Identity

To verify your new account, enter the verification code we sent to @gmail.com.

Verification Code

[Resend Code](#)

Click 'Start a New Application' at the top of the page or from the tile below.



Home

Start a New Application

Return to My Application

My Awards

My Compliance

My Information

Search...

Rebekah Wren

For questions, please contact us [here](#).

Already started an application? Pick up where you left off! Continue your application by clicking on the application name (example: A-1234).

A previously submitted application will have an Application Date showing. Please do not try to resubmit an already submitted application.

Start a New Application



Return to My Application



My Awards



My Compliance



My Information



Scroll down and click on the 'Parkview Opportunity Scholars' tile.



Brotherhood Mutual Internship

- Faith-based college Junior/Senior
- Wanting internship experience with Brotherhood Mutual

Application: Open Year-Round

Parkview ABSN Scholars

Recent acceptance into the ABSN program through Indiana Tech & Huntington University

Application Open to Those Already Accepted into the ABSN Program

Parkview Coworker Assistance

- Employed by Parkview Health
- Pursuing an ASN, BSN, PharmD, or Surg Tech degree

Application: Open Year-Round

Parkview Nursing Candidates

LPN, ASN, or BSN student having taken or planning to take clinicals at Parkview

Application: Open Year-Round

Parkview Opportunity Scholars

Graduating FWCS senior
Intent to enroll at Ivy Tech Northeast pursuing an eligible two-year degree program
Intent to work full-time at Parkview Health for one year after graduation

**Application Open:
September 15 - June 30**

Specialized Career Profile

Bowen Center Employee
OR
Cardinal Services Employee
OR
The League Employee
OR
Stillwater Hospice Employee

Application: Open Year-Round

Save

Contact Details

First Name
Test

* Last Name
Account

Email
info@questafoundation.org

Birthdate
Nov 27, 2023

Mobile Phone
(260) 407-6494

County
Allen

Mailing Address
Mailing Street
6502 Constitution Dr,

Ethnicity
Not Hispanic or Latino

Mailing City
Fort Wayne

Mailing State/Province
Indiana

Gender
Female

Mailing Zip/Postal Code
46804

Mailing Country
US

Race
White

Household Mailing Address

High School

High School Attended
North Side HS

High School District
FWCS

High School Graduation Date



Complete the fields on the 'Profile Information' tab.

High School

High School Attended

North Side HS

High School Graduation Date

Jun 7, 2024

College

First Generation Student i

No

College Student ID

123456

If you don't have a college student ID, type '0000'.

Area of Concentration

Health and Human Sciences

Enrollment Type

Full-Time (12+ credit hours)

Expected Graduation Date i

May 1, 2024

Credit Hours Completed

6.00

Include any dual credits completed.

High School District

FWCS

College/Training

Ivy Tech - Fort Wayne & Warsaw

Annual Cost of Attendance

\$5,000.00

Major

Nursing

Degree Type

Associate

College Entry Year

2024

College Status i

Freshman/1st year

Current high school seniors should list the college they plan to attend in the 2024-2025 academic year.

Choose the status you'll be next fall. Current high school seniors will be freshmen.



Next, click the 'Application' tab and continue.

✓ High School/College

GPA

Please note: The GPA Explanation field is not required. However, if your GPA is not as strong as you would like, we encourage you to share about any circumstances that might explain your low GPA as well as any steps you are taking to improve your GPA.

GPA Explanation ⓘ



Member of Community Organization? ⓘ

Authorized to legally work in US? ⓘ

✓ Essay - use a few sentences to answer the following prompts.

Why did you choose your intended major? ⓘ

Ivy Tech Associate Degree 1st Choice ⓘ

Ivy Tech Associate Degree 2nd Choice ⓘ

How did you hear about Questa? ⓘ

Other - how you heard about Questa ⓘ

Why do you want to work at Parkview?

✓ School/Community Activities/Involvement

Activity/Involvement 1 ⓘ

Activity/Involvement 1 Description

Activity/Involvement # Years ⓘ

Activity/Involvement 2

Activity/Involvement 2 Description

✓ Essay - use a few sentences to answer the following prompts.

Why did you choose your intended major? ⓘ

Why do you want to work at Parkview?

On the Application page, you will be asked to answer two essay questions. Please write your responses in a paragraph format (at least a few sentences) to explain why you chose your intended degree and why you want to work at Parkview.

We suggest writing your answers in Word or Google Docs first to ensure you don't lose what you've written. Once you're done, you can copy and paste your answers in your application.

▼ Scholarship Awards - List only awards that you will receive.

Scholarship Name 1 ⓘ

Scholarship 1 Amount

Scholarship Name 2

Scholarship 2 Amount

Scholarship Name 3

Scholarship 3 Amount

Please list any other scholarship awards you have been notified that you will be receiving. If you have not been notified or know you were not selected for the award, please do not list the scholarship in this section.

▼ Financial

Did You File FAFSA?

Family Financial Details ⓘ

SAI from FAFSA ⓘ

Financial Aid Estimator ⓘ


If you are not planning to file FAFSA Questa will need for you to complete a Financial Aid Estimator and upload the summary screenshot of PDF for this application. <https://studentaid.gov/aid-estimator/>

In the Financial section, you'll list your SAI (Student Aid Index) from your FAFSA Submission Summary (if you filed the FAFSA).

If you do not intend to file the FAFSA, you will need to complete the Financial Aid Estimator and upload a screenshot or PDF of your results under the 'Document Upload' section of the application: <https://studentaid.gov/aid-estimator/>. This is only required for those who do not intend to complete the FAFSA.

If there is anything else you'd like to share with our review committee regarding your family's financial status, please list that information in the 'Family Financial Details' field.

✓ Professional Recommendations - DO NOT USE FAMILY OR FRIENDS

Recommendation 1 Name 

Recommendation 1 Email

Recommendation 1 Phone #

✓ Recommendation Status - Check back: box and date should be completed.

Recommendation 1 Complete

Recommendation 1 Completed Date


You'll also be asked to list a reference. This should be a professional reference, not a family member or friend. Suggestions: School Counselor, Employer, Supervisor, Teacher, Professor, Coach, Mentor, Pastor, or other Professional

Once you submit your application, your reference will receive an email from us requesting a recommendation on your behalf. If they are not finding this email in their inbox, please remind them to check their spam folder.

You can check the 'Recommendation Status' section after you submit to see if your reference has completed their recommendation.

Once you complete the Application page, scroll back to the top and click the 'Document Upload' button.

All Profile Information fields and Document uploads are required

 Application
A-3771

Edit

Document Upload

Submit Application



Profile Information Application

▼ High School/College



Document Upload

File will be saved when you click Done after each upload.
All uploads must be complete to submit application.

High School Unofficial Transcript



FAFSA - Confirmation email or Submission summary.



Financial Aid Estimator (Required when not filing a FAFSA.)



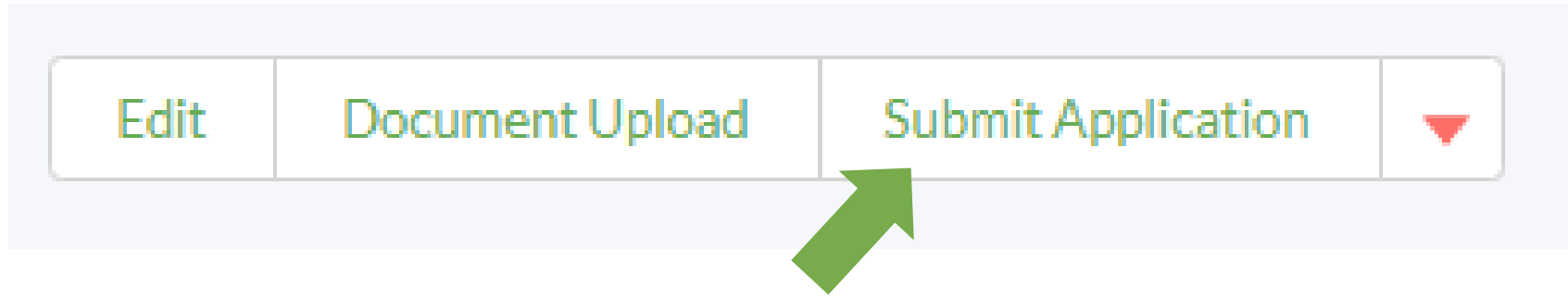
Next

You'll need to upload:

1. Unofficial High School Transcript
2. FAFSA Submission Summary (or confirmation email once your FAFSA has been completed – SAI must be included)

If you do not intend to file the FAFSA, you must complete the Financial Aid Estimator and upload a screenshot or PDF of your results:

<https://studentaid.gov/aid-estimator/>.



Don't forget to click the 'Submit Application' button when all information and documents are complete!

Remember: You're not done yet! Don't forget to follow up with your reference to make sure they complete their recommendation.

For questions, please contact us [here](#).

Already started an application? Pick up where you left off! Continue your application by clicking on the application name (example: A-1234).

A previously submitted application will have an Application Date showing. Please do not try to resubmit an already submitted application.

Start a New Application



Return to My Application



My Awards



My Compliance



My Information



Need to finish later? Click the 'My Applications' tab at the top or the tile on the home page to return to your application.



If you have any questions about your application, you can contact Raven Morton by email at rmorton@questafoundation.org or by phone at (260) 479-5362 (call or text).

Please note: Raven will be out on maternity leave from January through April. If you need help with your application while Raven is out, please contact Bekah Wren by email at bwren@questafoundation.org or by phone at (260) 366-4892.